



MINING  
METALLURGY



# 2021 6 Months Investor Presentation

09.08.2021



MINING  
METALLURGY

# Disclaimer

İskenderun Demir ve Çelik A.Ş. (İsdemir) may, when necessary, make written or verbal announcements about forward-looking information, expectations, estimates, targets, assessments and opinions. İsdemir has made the necessary arrangements about the amounts and results of such information through its Disclosure Policy. As stated in related policy, information contained in forward-looking statements, whether verbal or written, should not include unrealistic assumptions or forecasts. It should be noted that, actual results could materially differ from estimates taking into account the fact that they are not based on historical facts but are driven from expectations, beliefs, plans, targets and other factors which are beyond the control of our Company. As a result, forward-looking statements should not be fully trusted or taken as granted. Forward-looking statements should be considered valid only considering the conditions prevailing at the time of the announcement. In cases where it is understood that forward-looking statements are no longer achievable, such matter will be announced to the public and the statements will be revised. However, the decision to make a revision is a result of a subjective evaluation. Therefore, it should be noted that, when a party is coming to a judgement based on estimates and forward-looking statements, our Company may not have made a revision at that particular time. Our Company makes no commitment to make regular revisions which would fully cover changes in every parameter. New factors may arise in the future which may not be possible to foresee at this moment in time.

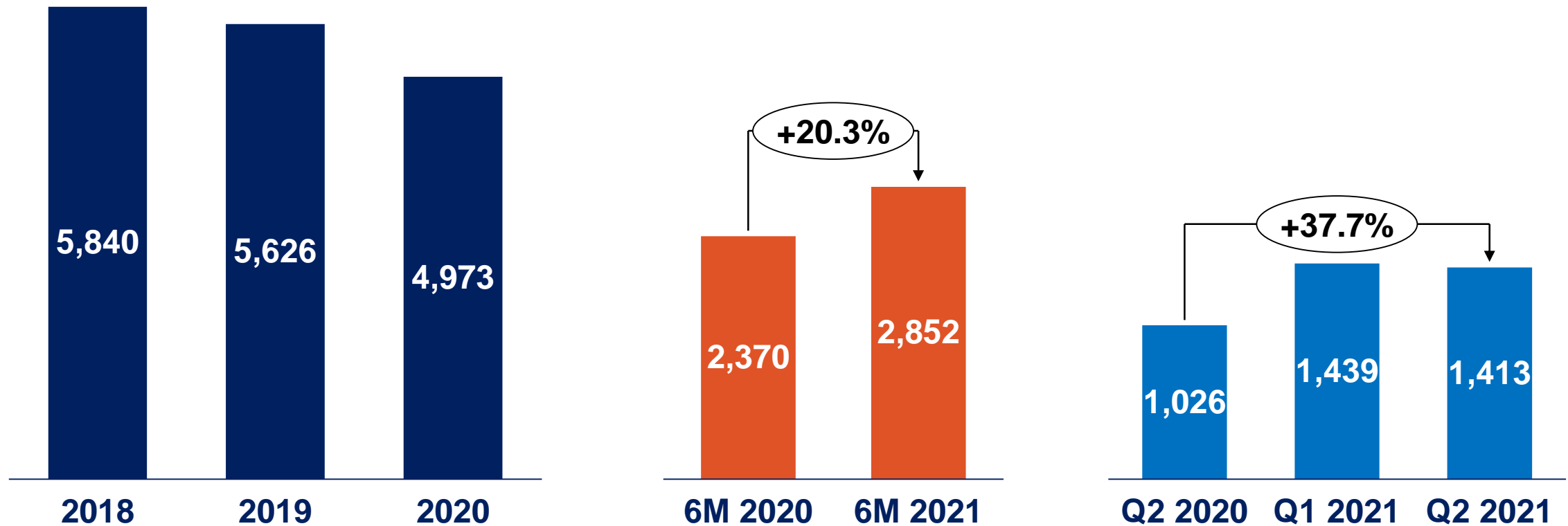
# Operational and Financial Highlights

Operational Highlights	2019	2020	6M 2020	6M 2021	Change (6M)
Liquid Steel Production (000 tons)	5,626	4,973	2,370	<b>2,852</b>	20.3%
Flat Steel Production (000 tons)	4,523	3,827	1,814	<b>2,243</b>	23.6%
Long Steel Production (000 tons)	1,026	992	450	<b>404</b>	-10.2%
Flat Steel Shipments (000 tons)	4,517	3,925	1,822	<b>2,188</b>	20.1%
Long Steel Shipments (000 tons)	1,057	1,006	453	<b>380</b>	-16.1%

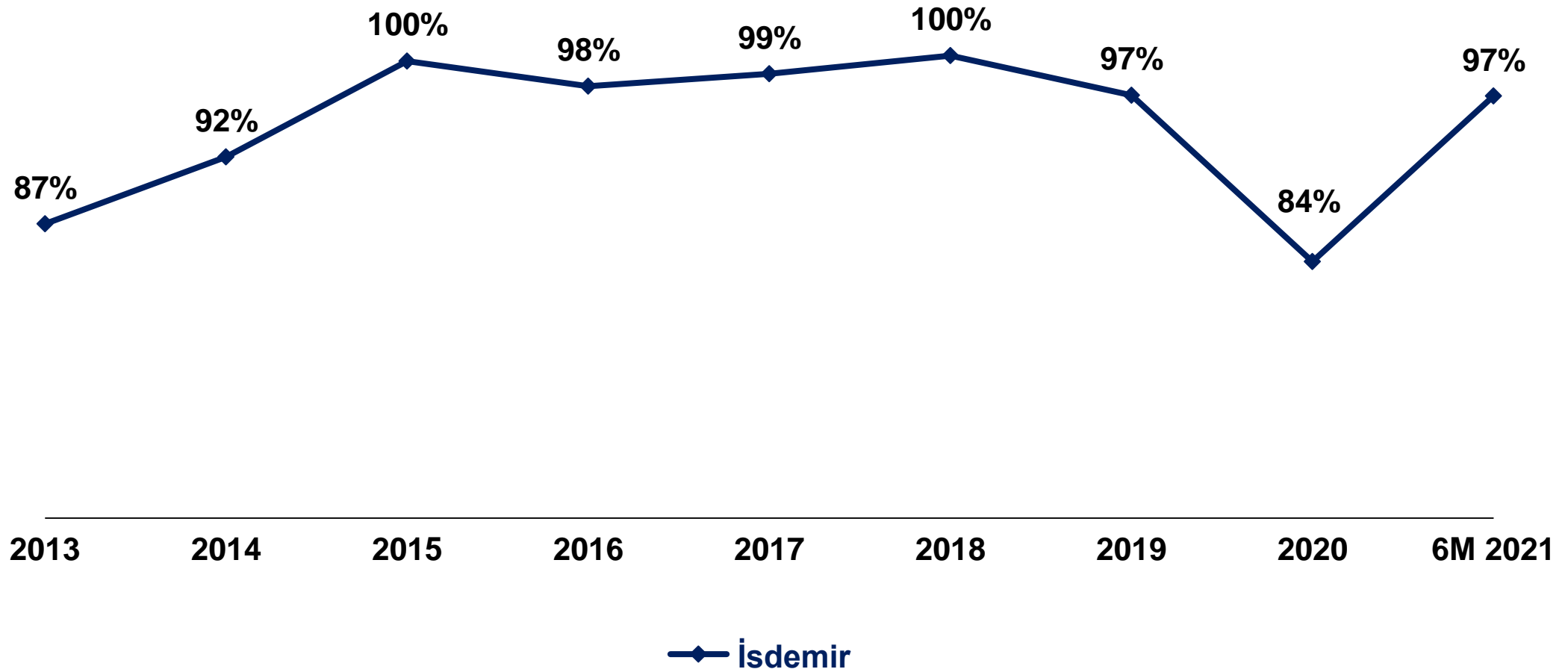
Financial Highlights	2019	2020	6M 2020	6M 2021	Change (6M)
Net Sales Revenue (USD mn)	2,902	2,416	1,116	<b>1,845</b>	65.3%
EBITDA (USD mn)	572	525	213	<b>690</b>	223.9%
Net Profit (USD mn)	380	346	104	<b>396</b>	280.8%

# Liquid Steel Production (000 tons)

Liquid steel production increased by 37.7% YoY in Q2 2021.

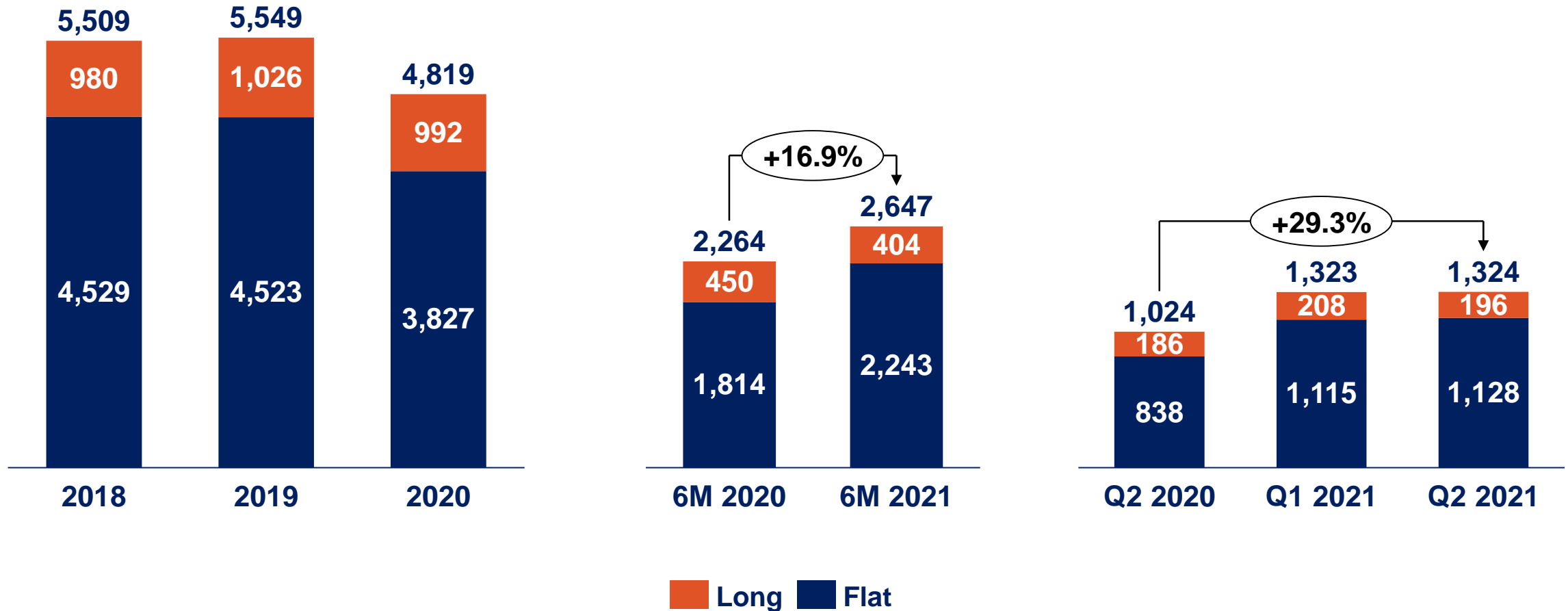


# Crude Steel Capacity Utilization Ratio



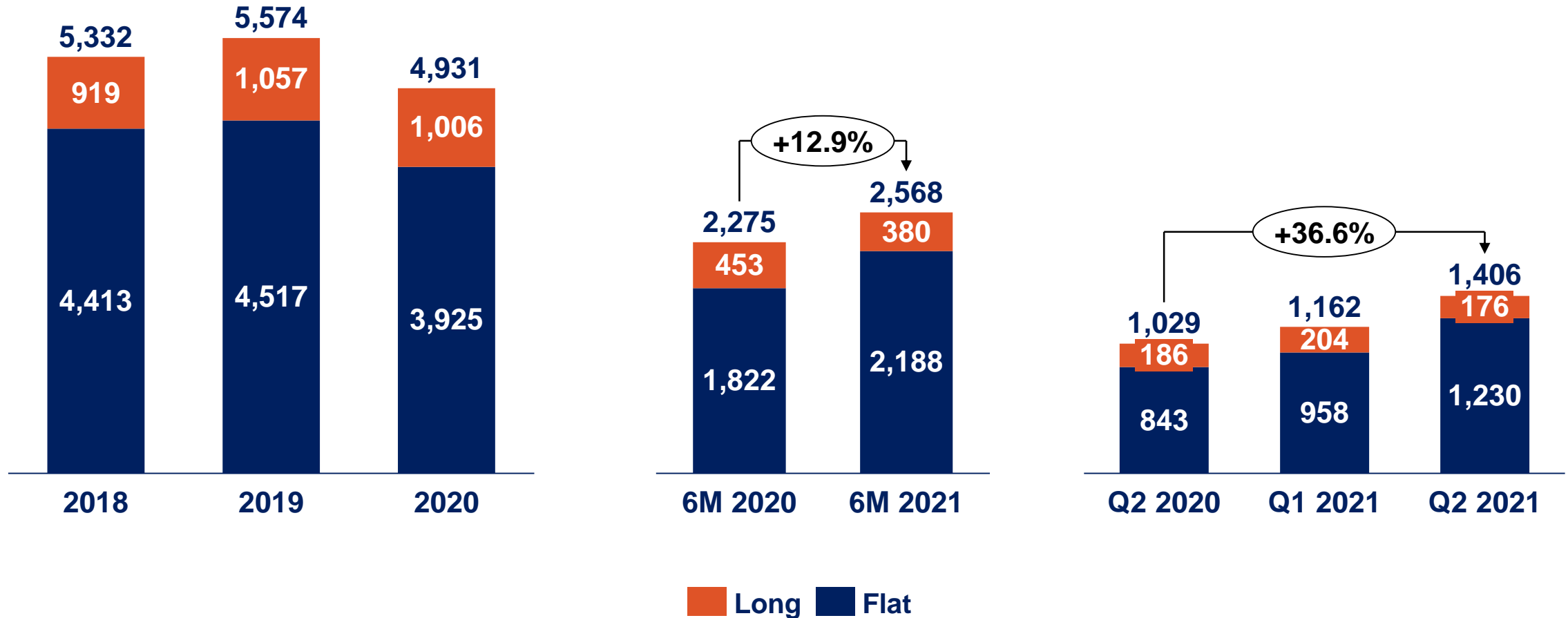
# Production (000 tons)

Total production increased by 29.3% YoY in Q2 2021.



# Sales Volume (000 tons)

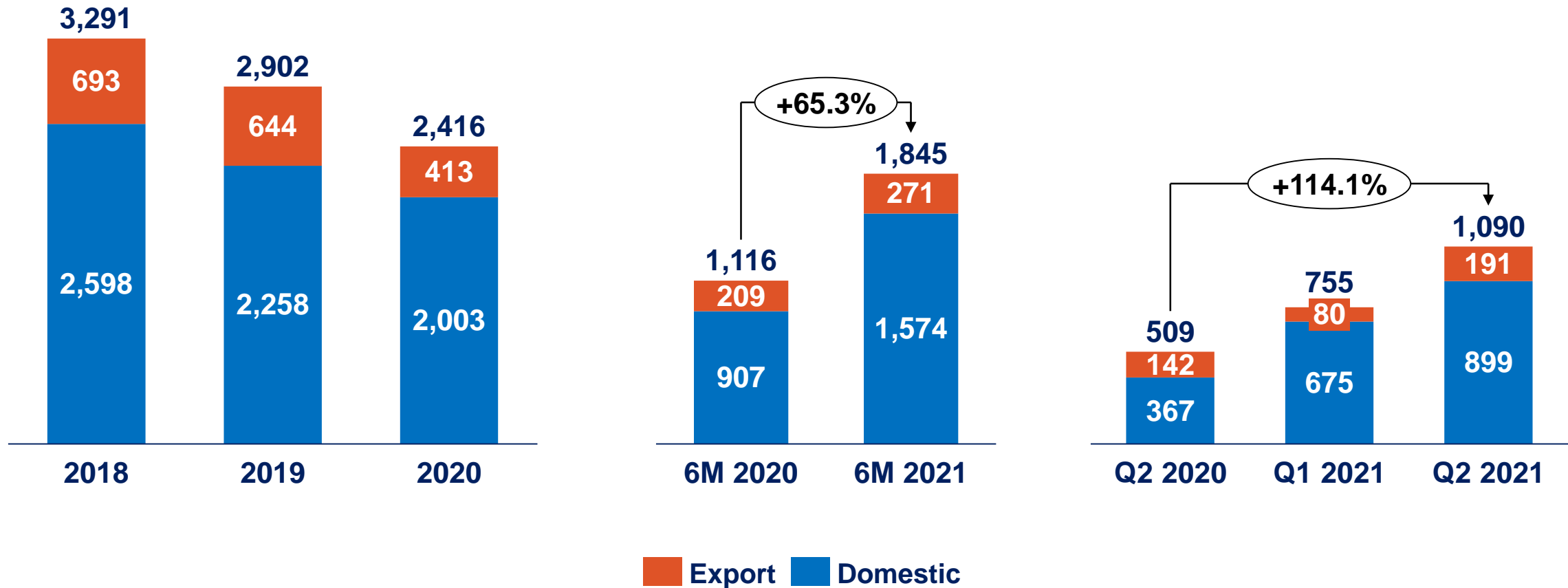
Total sales volume increased by 36.6% YoY in Q2 2021.





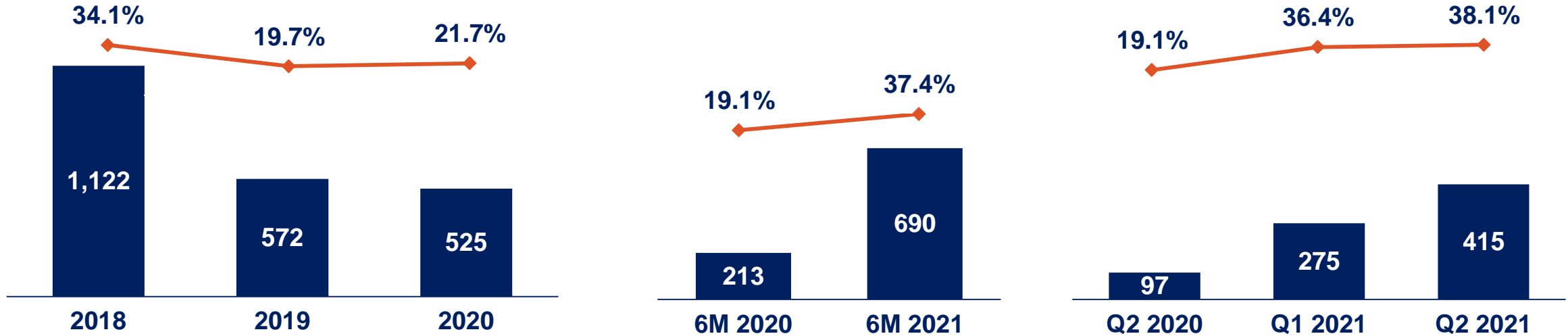
# Net Sales Revenue (USD mn)

Total sales revenue increased by 114.1% YoY in Q2 2021

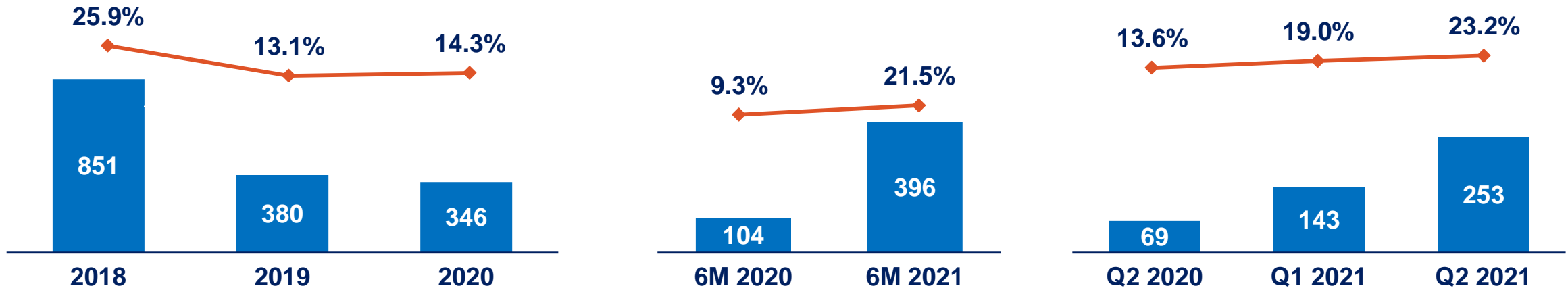


# EBITDA & Net Profit

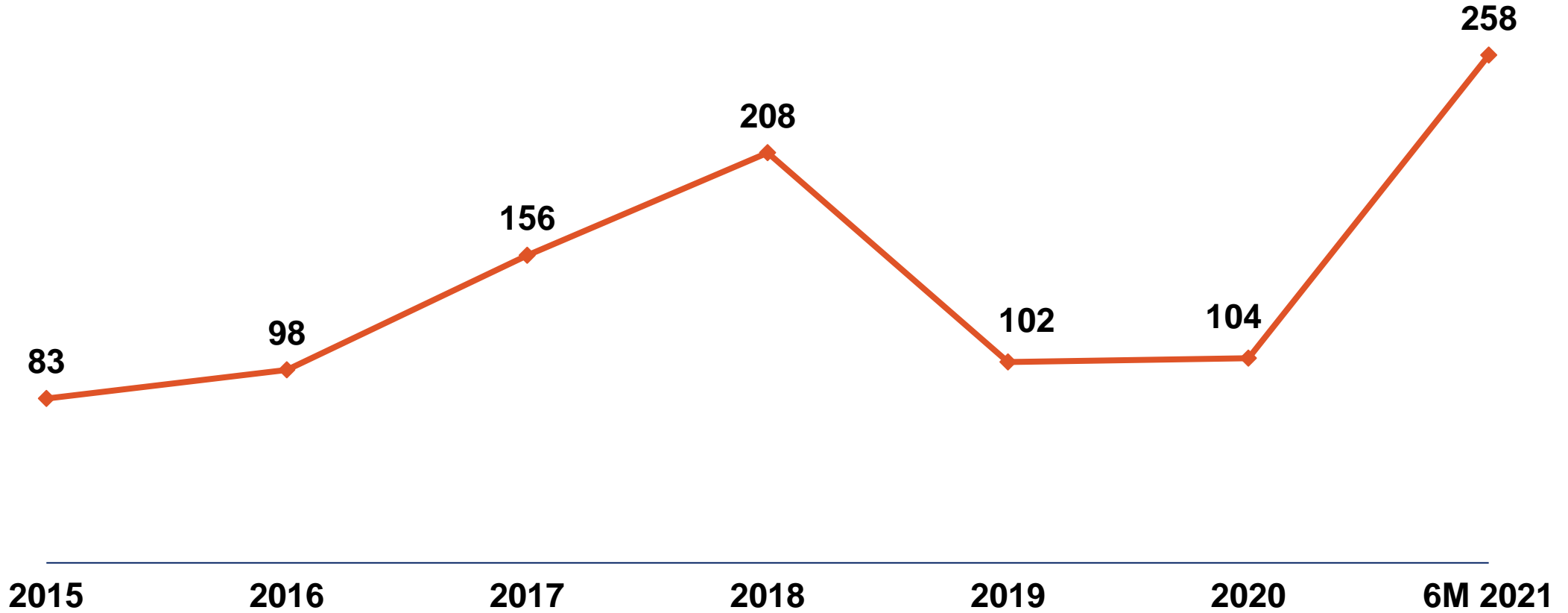
■ EBITDA (USD mn)    ◆ EBITDA Margin (%)



■ Net Profit (USD mn)    ◆ Net Profit Margin (%)



# EBITDA per Ton (USD/ton)

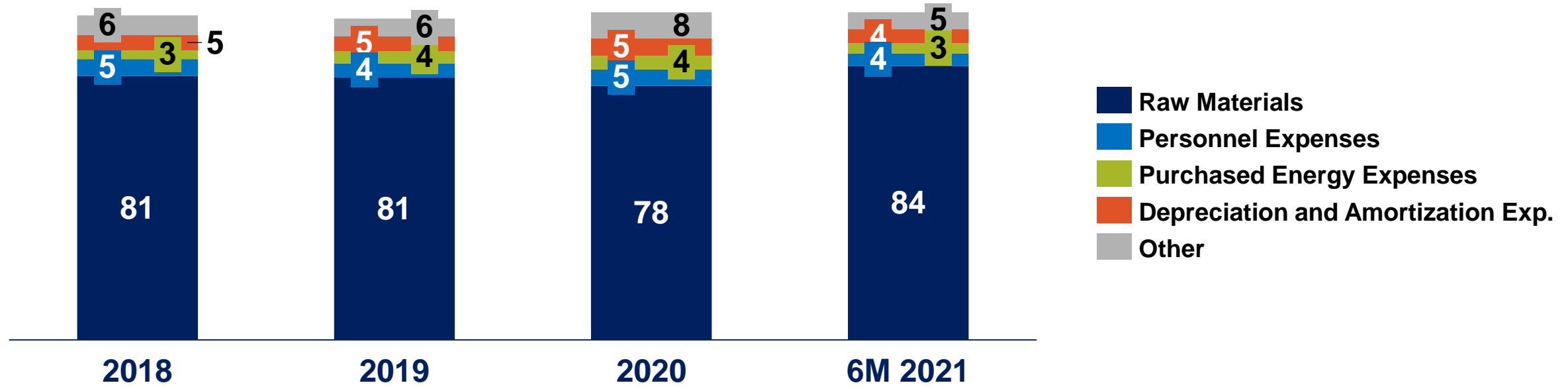


—◆— Main Product

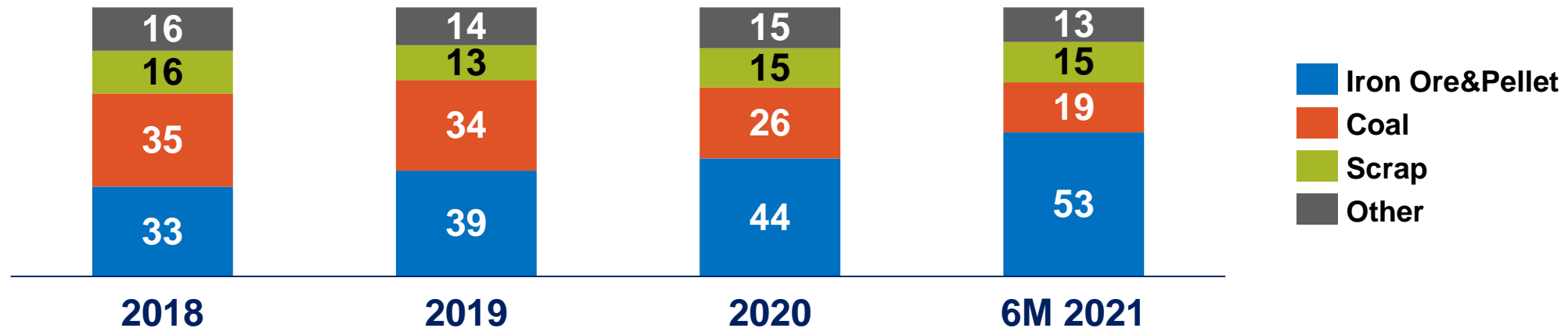


MINING  
METALLURGY

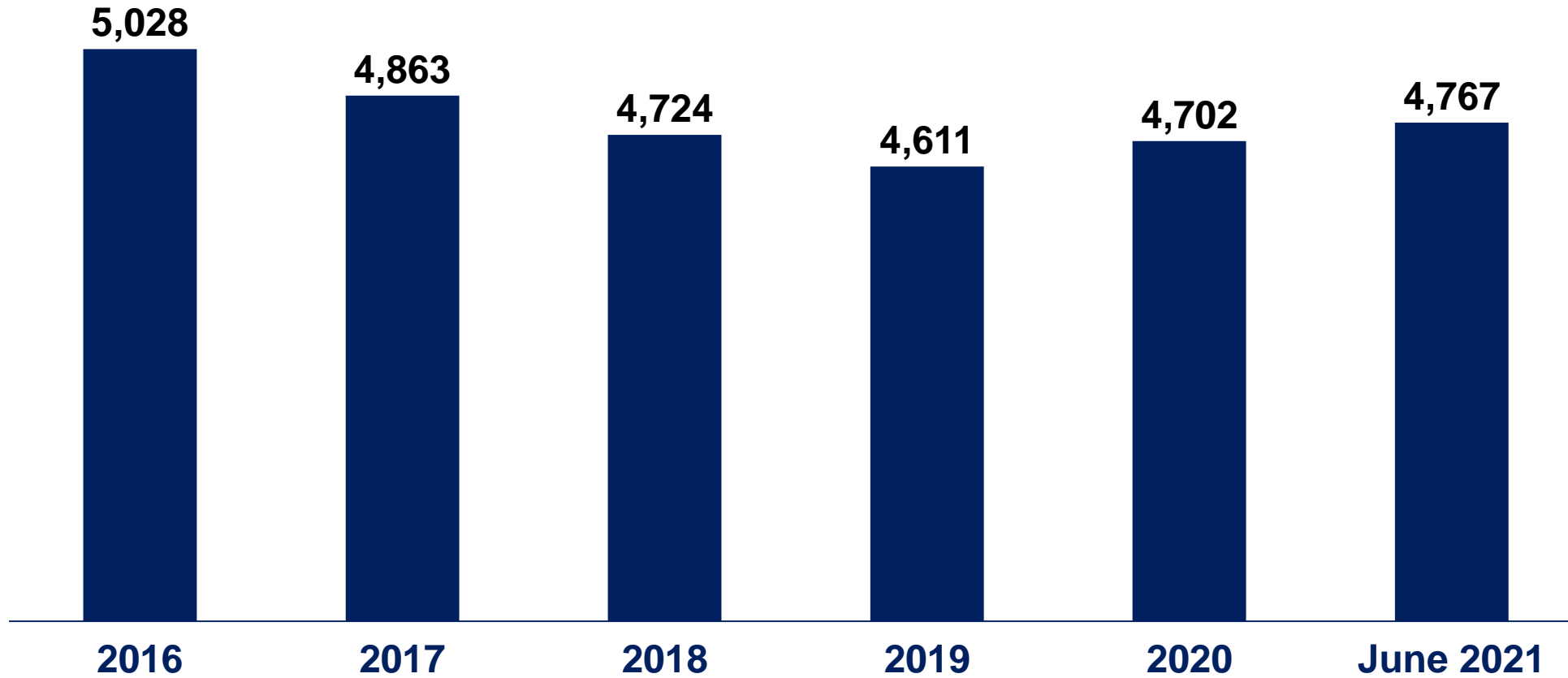
# Cost of Sales Breakdown\* (%)



## Raw Materials Breakdown (%)



# Number of Employees



# Appendix – EBITDA Detail



	Note	01.01.2021- 30.06.2021 (Thousand USD)	01.01.2021- 30.06.2021 (Thousand TRY)
<b>Presentation Currency Translation</b>	2.1		<b>7.8648</b>
<b>Operating Profit</b>		<b>636,166</b>	<b>5,003,310</b>
<b>Depreciation and Amortisation Expenses</b>		<b>53,651</b>	<b>421,947</b>
Cost of Sales	13	51,144	402,237
Marketing Expenses	14	2,195	17,260
General Administrative Expenses	14	312	2,450
<b>POA Classification</b>		<b>(41)</b>	<b>(305)</b>
Interest Income for Overdue Receivables	14	(27)	(211)
Rediscount Income	14	(14)	(94)
		<b>689,776</b>	<b>5,424,952</b>





## İsdemir Investor Relations

investorrelations@erdemir.com.tr | [www.isdemir.com.tr/investor-relations/](http://www.isdemir.com.tr/investor-relations/) | +90 216 578 80 61